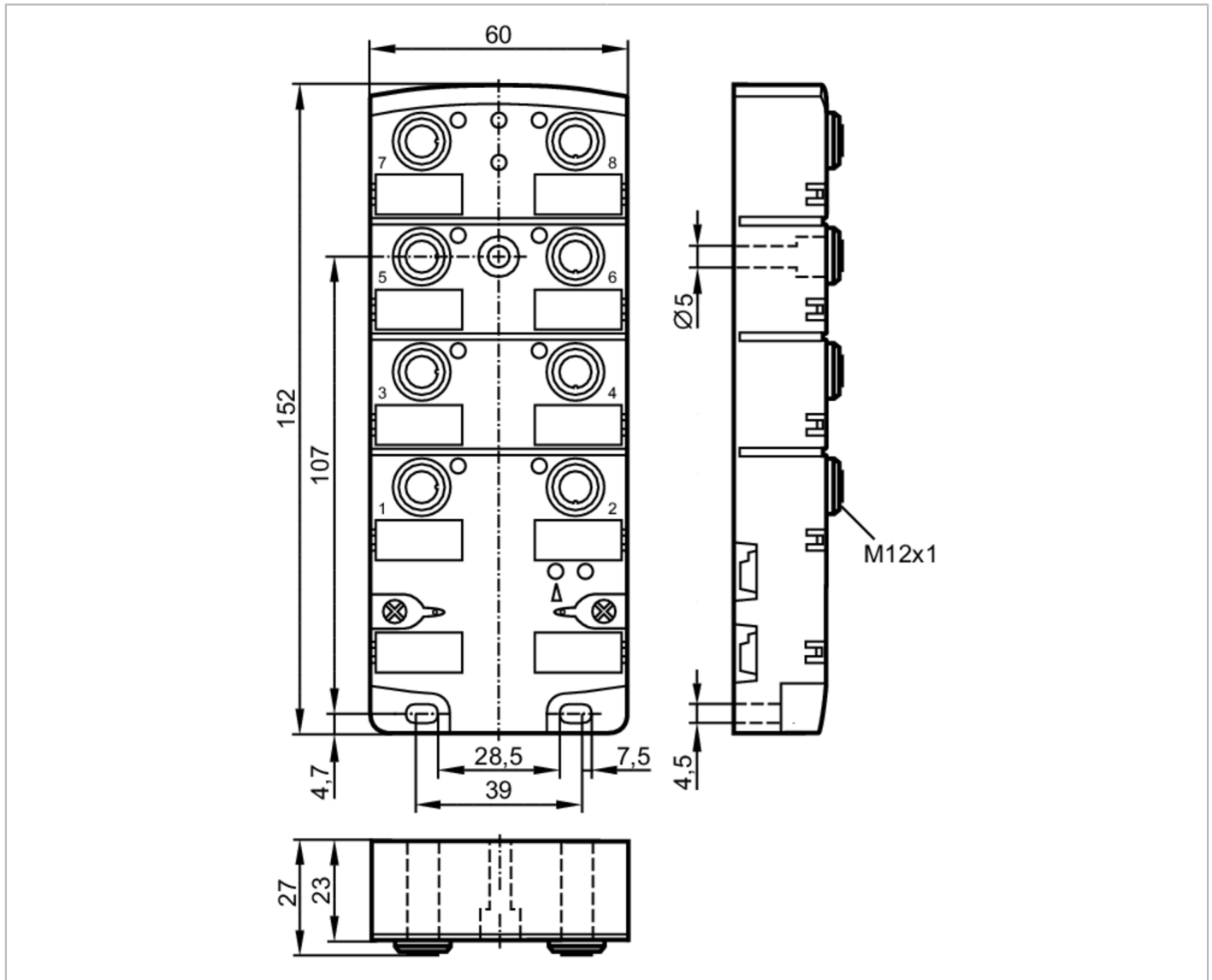


AC2466



AS-Interface CompactLine module

CompactLineM12 4 DI 4 DO



Application	
Application	field installation
Electrical data	
Operating voltage [V]	26.5...31.6 DC
Max. current consumption from AS-i [mA]	40
Max. current load total [A]	4
Additional voltage supply [V]	20...30 DC; (AUX)
Max. current consumption from additional supply [mA]	4600; (AUX)
Integrated watchdog	yes
Inputs / outputs	
Number of inputs and outputs	Number of digital inputs: 4; Number of digital outputs: 4



AS-Interface CompactLine module

CompactLineM12 4 DI 4 DO

Inputs	
Number of digital inputs	4
Input circuit of digital inputs	PNP; (type 2 according to IEC 61131-2)
Sensor supply of the inputs	AUX
Power supply [V]	20...30; (DC)
Max. total current rating of inputs [mA]	500
Input current limitation [mA]	15
Input current High [mA]	6...10
Input current Low [mA]	0...2
Switching level high [V]	> 11
Digital inputs protected against short circuits	yes
Outputs	
Number of digital outputs	4
Circuit	PNP
Voltage range DC [V]	20...30; (AUX)
Max. current load per output [mA]	2000; (utilisation category DC-13 (control of electromagnets): 20 W (IEC 60947-5-1))
Max. current load outputs total [A]	4
Short-circuit proof	yes
Electrically separated	yes
Actuator supply outputs	AUX
Operating conditions	
Ambient temperature [°C]	-25...80
Storage temperature [°C]	-25...80
Max. relative air humidity [%]	90; (non condensing)
Max. height above sea level [m]	2000
Protection	IP 67; (when flat cables are used E7400x / E7401x)
Tests / approvals	
EMC	EN 61000-6-2
	EN 62026-2
	EN 50581
MTTF [years]	204
UL approval	power supply Class 2
AS-i classification	
AS-i version	2.11; 3.0
AS-i addressing	IR addressing possible
Extended addressing mode	no
AS-i profile	S-7.0.E
AS-i I/O configuration [hex]	7
AS-i ID code [hex]	0.E
AS-i certificate	92301



AS-Interface CompactLine module

CompactLineM12 4 DI 4 DO

Assignment of the data bits	data bit	D0	D1	D2	D3
	input	1	2	3	4
	socket	I-1	I-2	I-3	I-4
	pin	2+4	2+4	2+4	2+4
	Output	1	2	3	4
	socket	O-1	O-2	O-3	O-4
	pin	4	4	4	4

Mechanical data

Weight	[g]	362.5
Type of mounting	AS-i flat cables directly connectable	
Materials	PA; socket: brass nickel-plated; threaded inserts in the lower part: brass nickel-plated; O-ring: FKM; piercing contacts: CuSn6 nickel-plated and tin-plated	

Displays / operating elements

Display	switching status	LED, yellow I1...I4, O1...O4
	operation	LED, green AS-i, AUX
	errors	LED, red

Electrical connection

Module connection	Flachkabel
-------------------	------------

Accessories

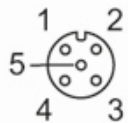
Accessories (optional)	Stainless steel sleeve, for installation in case of high mechanical stress , E70402
------------------------	---

Remarks

Pack quantity	1 pcs.
---------------	--------

Electrical connection - Inputs

Connector: M12; coding: A



	Inputs
1	Sensor supply L+
2+4	data input 1 internally bridged
3	Sensor supply L-
5	functional earth

AC2466

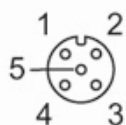


AS-Interface CompactLine module

CompactLineM12 4 DI 4 DO

Electrical connection - Outputs

Connector: M12; coding: A



	Outputs
3	external voltage AUX -
4	switching output
5	functional earth (FE)
1, 2	not used